

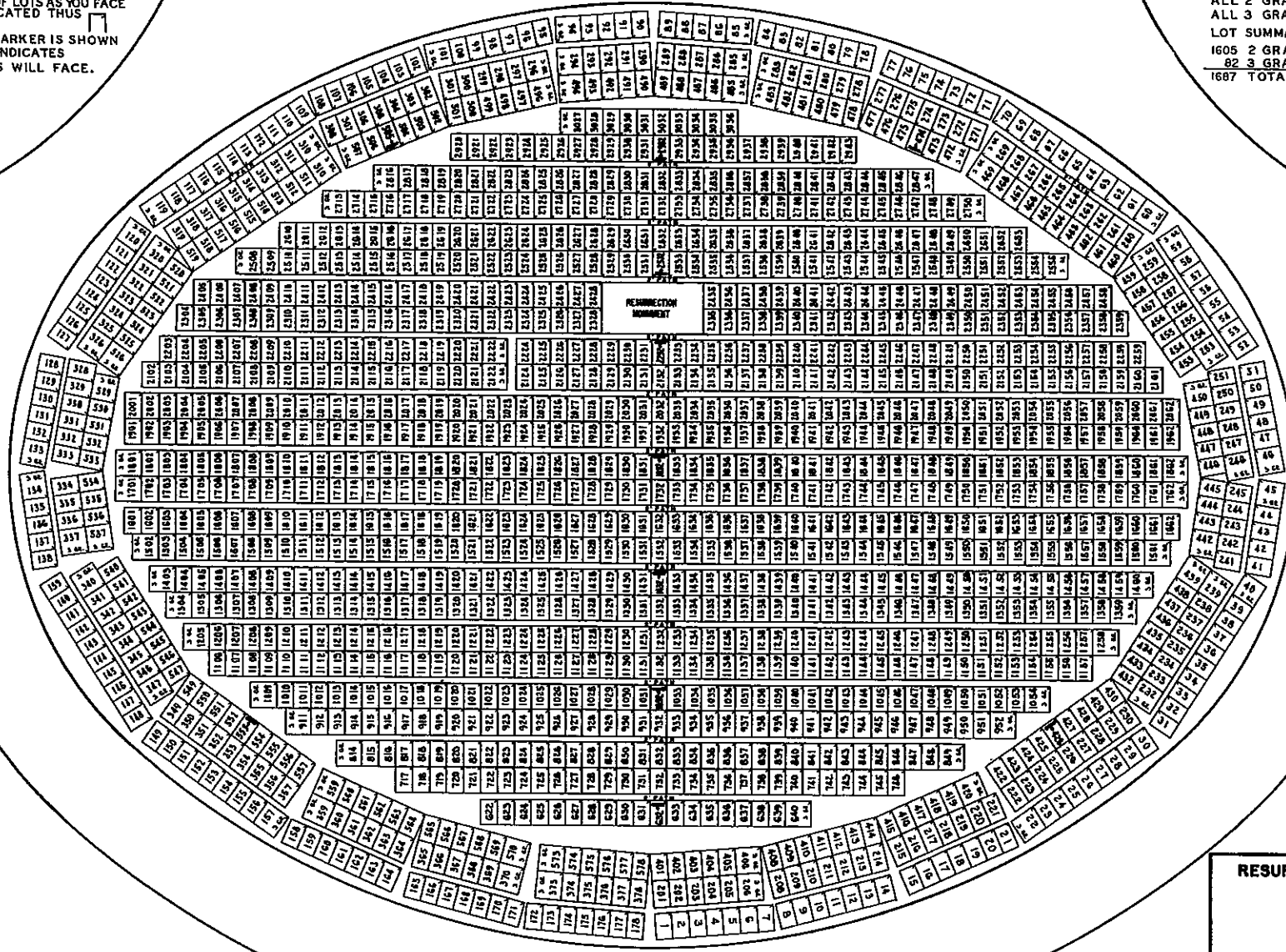


NOTE:
 THE LOT NUMBER IS PLACED IN THE UPPER
 RIGHT HAND CORNER OF LOTS AS YOU FACE
 THE LOT AND IS INDICATED THUS 
 LOCATION OF GRAVE MARKER IS SHOWN
 THUS . ARROW INDICATES
 DIRECTION MARKERS WILL FACE.

ALL LOTS ARE 2 GRAVE LOTS EXCEPT
 WHERE OTHERWISE NOTED.
 ALL 2 GRAVE LOTS ARE 6' X 9'
 ALL 3 GRAVE LOTS ARE 9' X 9'
 LOT SUMMARY:
 1605 2 GRAVE LOTS
 82 3 GRAVE LOTS
 1687 TOTAL LOTS



RESURRECTION CEMETERY
 VALLEY CITY, OHIO
 WHOLE PART
SECTION 2
 SCALE: 1" = 20' BY J.O. OCTOBER 8, 1989

35' DRIVE