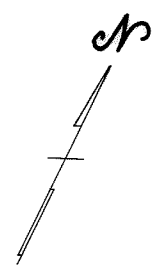
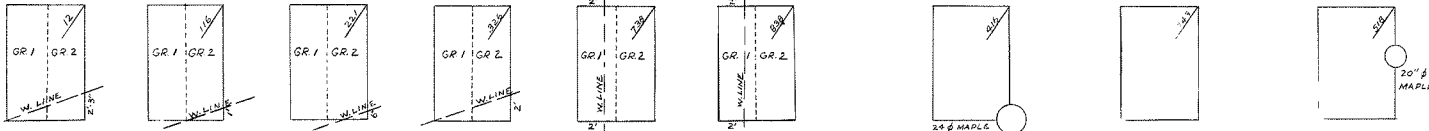
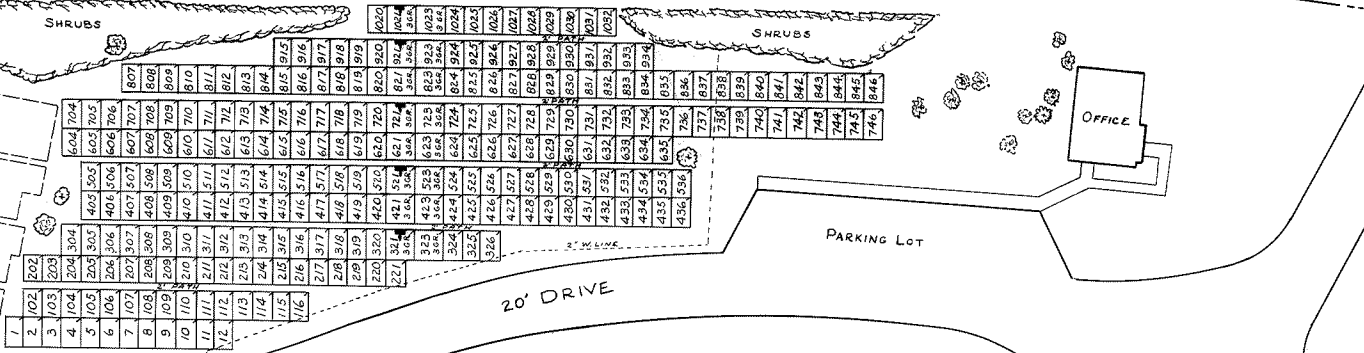


DETAIL OF WATER LINE ENCROACHMENT



NORTH RIDGE ROAD 66'

Sec. 12



SEC. 14

SEC. 3

SEC. 5

SEC. 8 A

SEC. 8

LOT SUMMARY  
 258 - 2 GRAVE LOTS  
 16 - 3 GRAVE LOTS  
 274 - TOTAL LOTS

NOTE:  
 THE LOT NUMBER IS PLACED IN THE UPPER RIGHT CORNER OF THE LOTS, AS YOU FACE THE LOTS AND IS INDICATED THUS [arrow pointing to corner]

LOCATION OF GRAVE MARKERS SHOWN THUS [arrow pointing to marker symbol] ARROW INDICATES DIRECTION OF GRAVE MARKERS WILL FACE.

ALL LOTS ARE 2 GRAVE LOTS UNLESS NOTED OTHERWISE.  
 ALL 2 GRAVE LOTS ARE 4'x8'  
 ALL 3 GRAVE LOTS ARE 3'x3'

CALVARY CEMETERY  
 LORAIN, OHIO  
 SECTION 13  
 SCALE 1"=20' B.B.C. OCT. 1965