
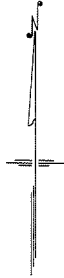


Sec. 29



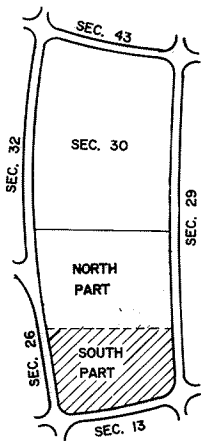
NOTE:
THE LOT NUMBER IS PLACED IN THE UPPER
RIGHT HAND CORNER OF LOTS AS YOU FACE
THE LOT AND IS INDICATED THUS

LOCATION OF GR. MARKER SHOWN THUS
ARROW INDICATES DIRECTION GRAVE
MARKERS WILL FACE.

ALL LOTS ARE 2 GRAVE LOTS EXCEPT
WHERE OTHERWISE NOTED.

ALL 2 GR. LOTS ARE 6' X 9'
ALL 3 GR. LOTS ARE 9' X 9'

LOT SUMMARY
744 2 GR. LOTS
35 3 GR. LOTS
779 TOTAL LOTS



Sec. 26

Sec. 13

Sec. 15

REV. 4-21-87

ALL SOULS CEMETERY

SOUTH PART
SECTION 31

SCALE: 1" = 20' T.H. SEPT. 15, 1977